
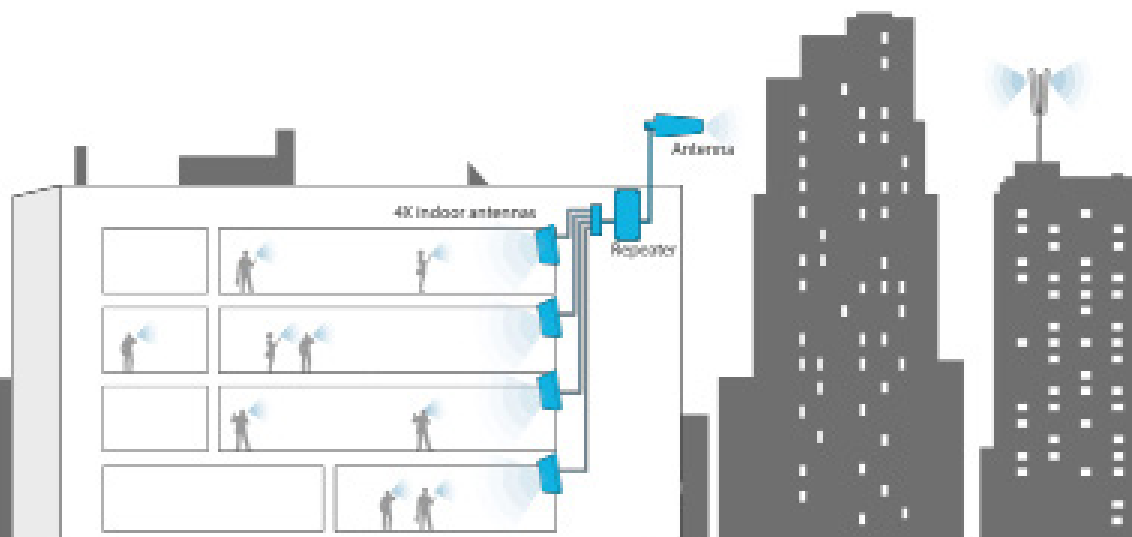


R5-SOHO Repeater

Brochure



5 bars – Full Signal

The SOHO R5 repeater amplifies the signal from the mobile operators, enabling clear voice calls in the home, as well as supporting the fastest internet speeds : 5G/4G/3G/2G.

The external antenna is installed on the roof of the building where it receives the best signal from all the mobile operators. The signal is amplified by the repeater and passed around the inside of the building, covering up to 5 rooms. This coverage area can be expanded by adding extra internal antennas.

All mobile phones and 4G/5G devices will then have full signal for calls and super fast data.



Features

- Coverage: up to 5 rooms. Can be expanded to cover <15 rooms
- Amplifies **all mobile operators**
- Clear Voice and high speed 4G/5G data
- Simple and intuitive LED indicator
- Everything included for complete installation
- PortSense - Automatically tests cables and connectors
- Bands: 28/20/8/3/1 - 5G/4G/3G/2G
- Listed on Ofcom website. Compliant with the Ofcom UK regulations.

Model

| SKU | Bands | Dims | PSU |
|---------|------------------|-------------|---------|
| R5-SOHO | B28/B20/B8/B3/B1 | 35X30X4.3cm | 12V, 5A |

Standard kit includes:



Classic R5
repeater



External
Antenna



Internal
Antenna



Power
Supply



12m External
cable SD240

Do not use non Stella equipment with Stella repeaters.

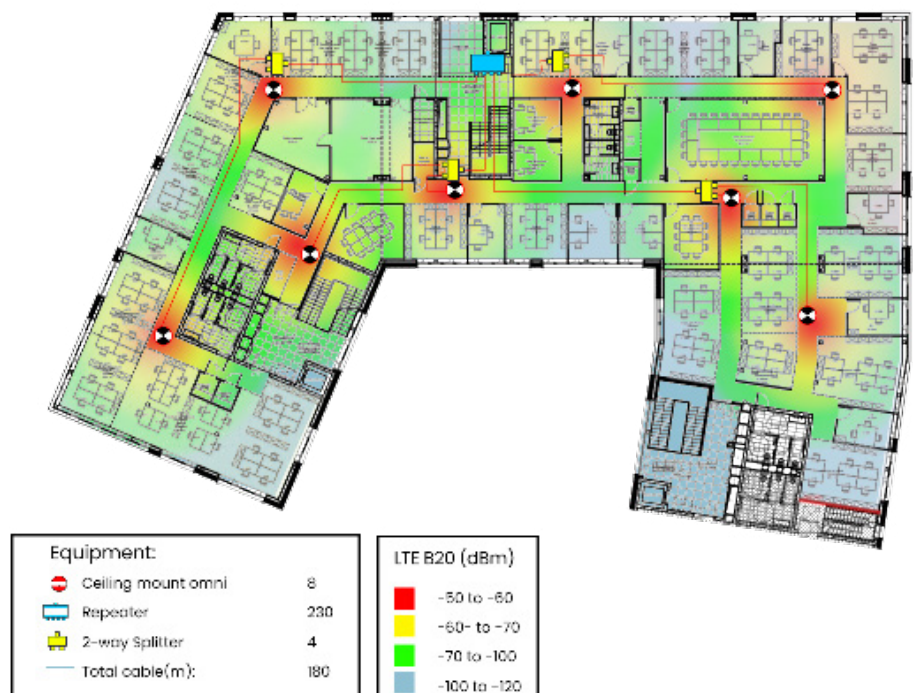
Stella repeaters operate silently on the operators network. Using Stella equipment with other manufacturers equipment will break this control system and could potentially harm the operators network. Doing so will void warranty.

Port Sense



With PortSense, the repeater detects when an antenna is connected to the indoor and outdoor antenna port. Our new smart antennas have an imbedded white LED. There is a corresponding white LED on the port of the repeater. These 2 LEDs will illuminate when the connectors on the cables are terminated correctly and there is a good connection between the repeater and antenna. If the LEDs do not light up, then the cables must be checked.

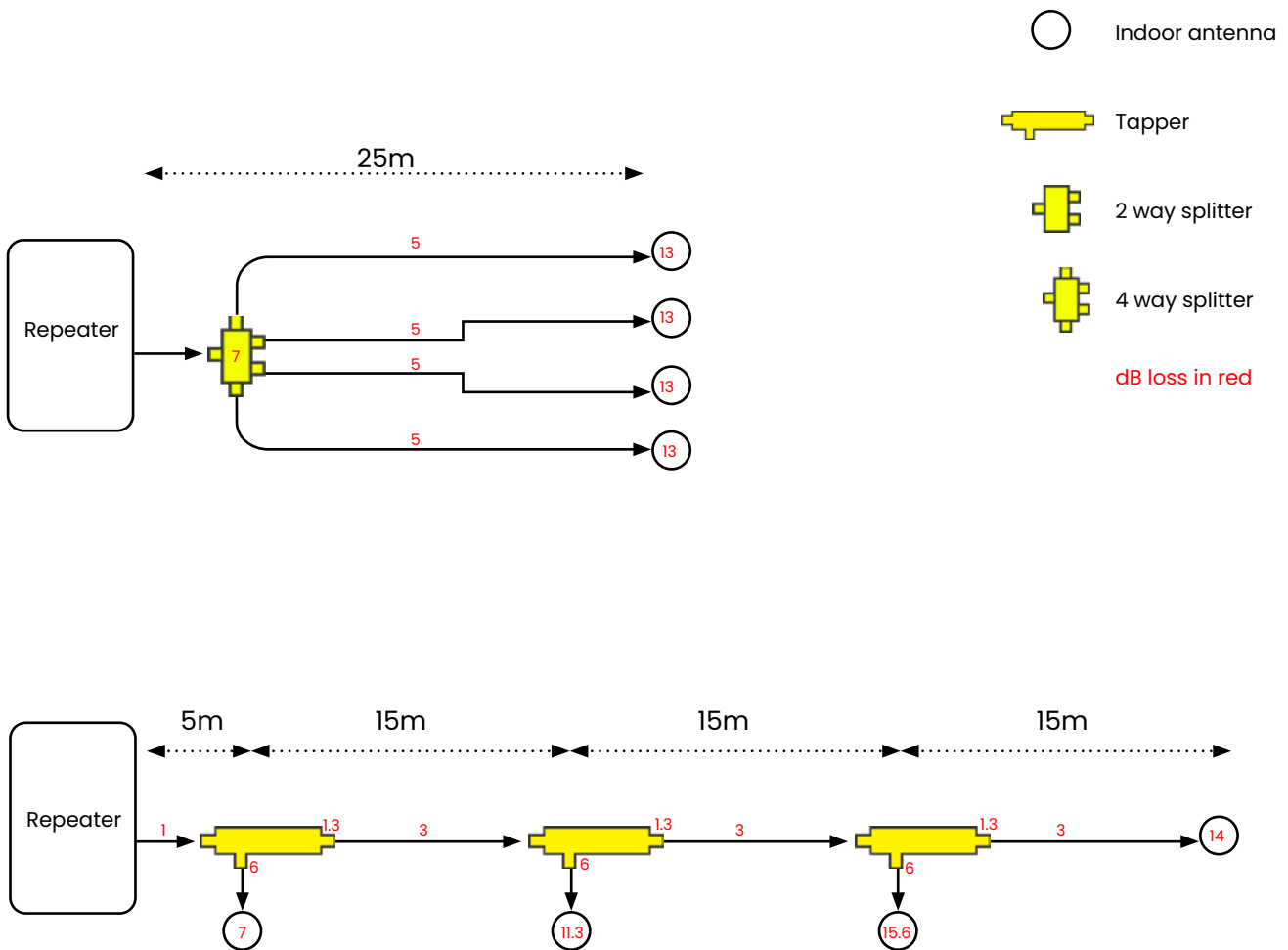
StellaPlanner



The StellaPlanner is our free online installation design tool which is accessible from within the StellaControl platform. Installers can upload their building floor plans, place antennas, repeaters, splitters and cables in the correct locations, and fully design the repeater system online before installing any equipment. This helps the installer to more accurately plan for the required equipment and therefore potentially reduce the cost of the project.

The StellaPlanner is supported by our Stella engineers, who offer expert design advice and support.

Adding extra antennas - layout options



*Bands: Your repeater may be a subset of these bands. See options above.

| Bands | B28 | B20 | B8 | B3 | B1 |
|--------------------|---------|---------|---------|-----------|-----------|
| Frequency Downlink | 758-788 | 791-821 | 925-960 | 1805-1880 | 2110-2170 |
| Frequency Uplink | 703-733 | 832-862 | 880-915 | 1710-1785 | 1920-1980 |

Amplifier Specs

| | |
|-----------------------------|---|
| Coverage | up to 5 rooms |
| Gain | Uplink Gp: 60dB Downlink Gp> 60dB |
| Pass band ripple | <4dB |
| I/O impedance | 50 ohm/SMA female connector |
| Max up/down signal strength | 20dBm / 10dBm |
| Ambient Temperature | -30°C to +70°C |
| Power supply input | 110 - 240V AC |
| Power supply output | 12v DC |
| Oscillation Control | Automatic |
| AGC Level Control | Automatic ¹ |
| Uplink Switch On | Yes ² |
| AGC Range | 30dB |
| Surge protection | SMA connectors DC grounded, 12V DC port MOV protected |
| PortSense | Yes |

Antennas

| | Indoor Panel | Outdoor Yagi |
|---------------------------|------------------|------------------|
| Nominal Gain | 6.4dBi / 9.4dBi | 10dBi |
| 3dB beam Pattern | 60° x 60° | 60° x 50° |
| Bandwidth | 700MHz - 2700MHz | 700MHz - 2700MHz |
| VSWR | <1.4 | <1.5 |
| Front to Back Ratio | > 20dB | > 20dB |
| Polarization | Vertical | Vertical |
| Power Rating | 50W | 50W |
| Impedance | 50-OHM | 50-OHM |
| Termination | SMA male | N-Female |
| Cross Pol. Discrimination | -20dB | -20dB |
| Dimensions | 210 x 180 x 43mm | 442 x 205 x 62mm |
| Weight | 0.68kg | 1.2kg |
| Wind velocity | 126km/hr | 140km/hr |
| Working temperature | -40°C to +65°C | -40°C to +65°C |

¹Automatically adjusts during installation. Thereafter, automatically adjusts for seasonal variation in path loss between the base station and the outdoor antenna.

²The uplink amplifiers switch off when the repeater is not in use. This reduces the uplink noise to almost zero. When the repeater is in use (phone call or data session), the uplink amplifiers switch on for the duration of the call/ data session only.

Note: Specifications subject to change without notice.



WWW.STELLADORADUS.COM



info@stelladoradus.com
+353 51 387145



Stella Doradus Europe Ltd,
Coolfin, Portlaw, Co. Waterford,
X91NH59 Ireland



WhatsApp Helpline
00 353 85 854 1516